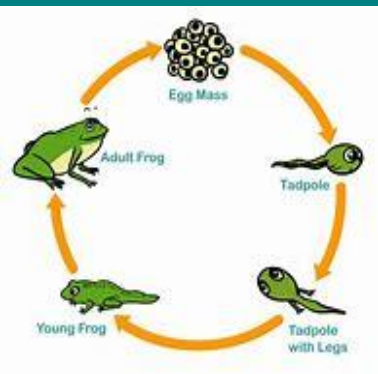


# Life cycles

All living things have a life cycle, some last for only hours whilst others can last for over 100's of years!

Because it is a cycle it has no start and end – it's a continuous flow from fertilisation, birth, growth and reproduction.

- Some living things produce offspring that are very similar to themselves – like us (mammals, birds and reptiles).
- Others produce a larval form that undergoes metamorphosis (like a butterfly) before emerging as an adult and reproducing



I am going to look the life cycle of broccoli and a frog -  
I wonder how the cycle will be different?

By  
Ronnie  
O'Shea



# Seed to Salad



In March I chose many seeds to grow. Today I am going to tell you all about the life cycle of broccoli seed to plant.



Above you can see how small the seeds are for such a BIG vegetable.



I filled a seed tray with seed soil and placed several seeds per unit. I then covered them with soil and watered.



I knew it would take a while for the seeds to germinate in the greenhouse so we built our new raised beds.

# Early Stages Weeks 1 - 8



A seed germinates when it starts growing and developing.

To do this it will need a few key things to support life – Soil for nutrients, water and light  
Without these this life cycle will stop – and it will die.



When the last frost has passed and the nights are not as cold you can move your seedlings to outside. We covered ours at night with a fleece blanket just to make sure.



Every day I checked and watered the young plants and I was amazed how quickly they changed. They went from 2 seed leaves to large leaves capable of absorbing sunlight



# Rapid Growth Weeks 8 - 12



Weed around the plant when it is growing so there is no competition for the soil nutrients. Be very careful not to damage the roots - the plant depends on them for taking up water and nutrients in the stem and to the rest of the plant .



The leaves are HUGE now great for taking in all the sunlight! The leaves absorb the sunlight and turn it into food – this is called PHOTOSYNTHESIS – I wish my skin could do that!

# Maturity to Harvest and Eat

## Weeks 12-15



All ready – get a sharp knife and cut the broccoli stem, leave the leaves so more will grow.



Be a great Son and make your mum a delicious salad!

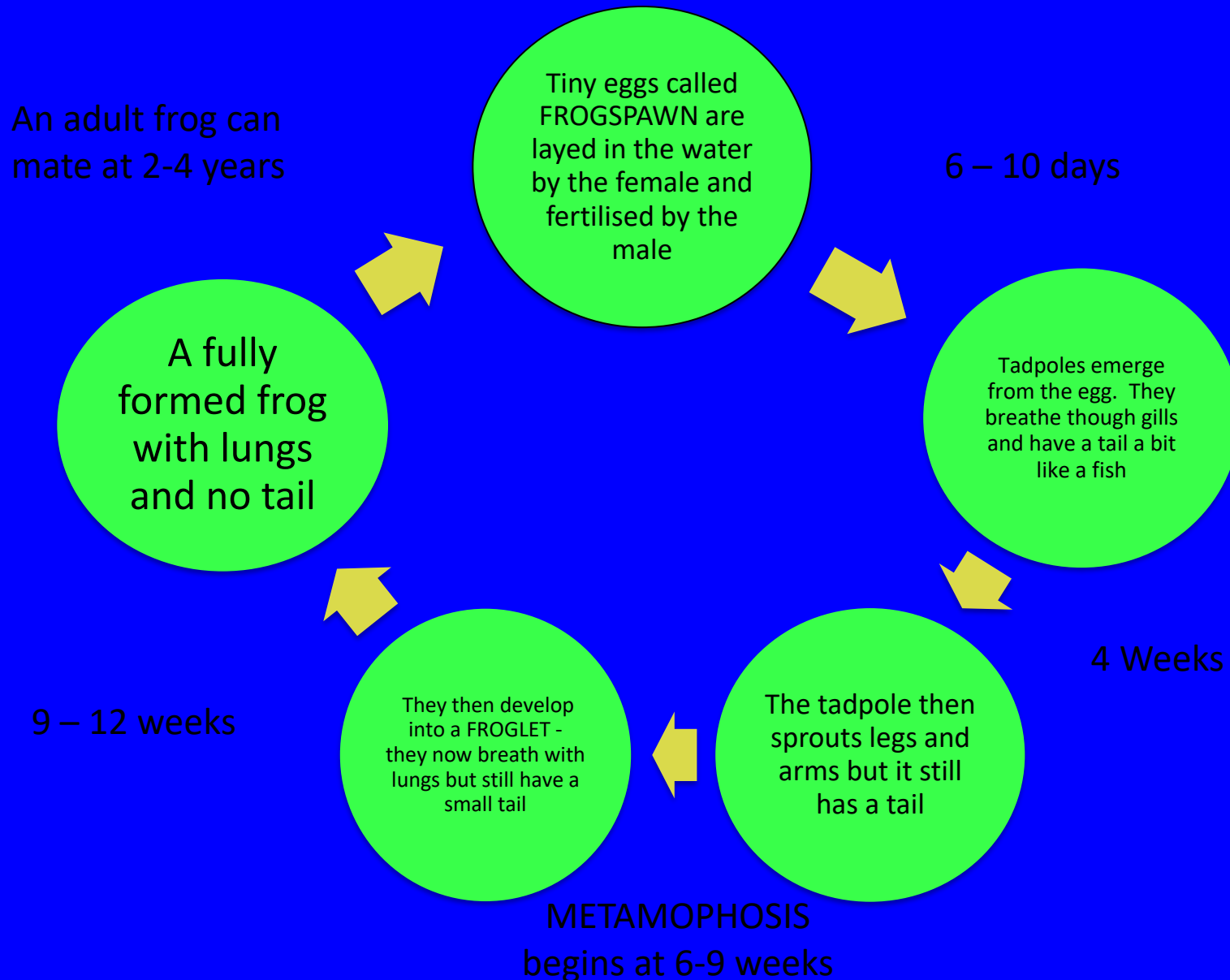


Mix with other juicy garden delights for a fantastic result!

YUM YUM YUM!

IF I HADN'T HAVE HARVESTED AND EATEN THE BROCCOLI IT WOULD HAVE FLOWERED,  
AND PRODUCED SEED – THE CYCLE WOULD HAVE STARTED AGAIN


# Life Cycle of a Frog



Tadpoles  
can be  
found in  
June

# How to catch a tadpole

Time to  
get wet



Shallow  
water



Just having a  
quick look before  
I collect in my pot

Right guys your not my  
usual type but you cant  
be that difficult to herd?  
No rushing single file!



# Measure & re-home

Catch  
and  
measure



Measuring the  
Tadpoles



Off to your new  
home...



Going in



Hopefully Paddy  
won't eat them  
when he drinks  
from here!