
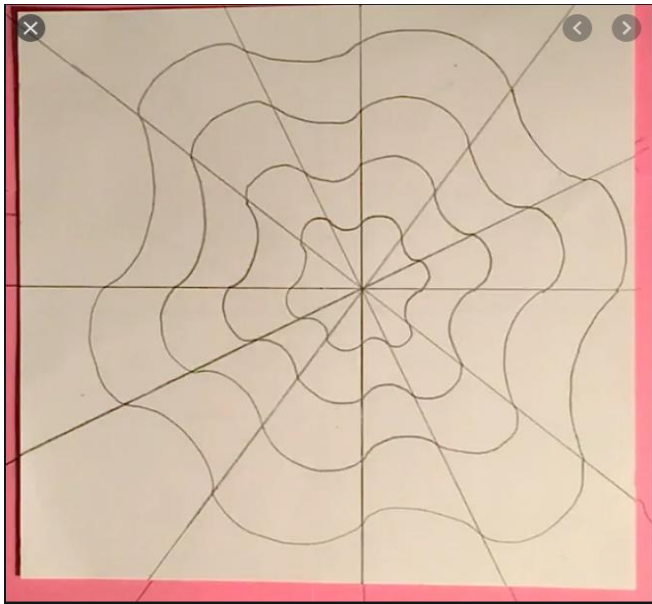


OPTICAL ILLUSION ART



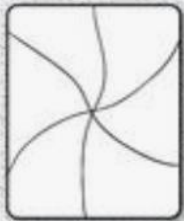
How to Draw Op Art Cones



Op Art Converging Lines



Put a dot on your paper.



Add 3 - 4 converging lines.



Add convex lines.



Add concave lines.



Alternate concave and convex lines.



Add color.

www.expressivemonkey.com

Op Art Vertical Lines



Draw 4 vertical wavy lines.




Add an eye level line.




Add convex lines.



Lines below the eye level curve the other way.



Add curved lines in each of the areas.




Add contrasting colors in each area.

www.expressivemonkey.com

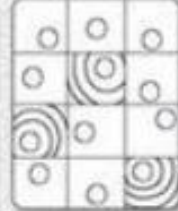
Moving Targets




Divide paper into 9 equal boxes.



Add a circle in each box. Change the position each time.



Add 3 circles around each one. Drop the lines when they run into the box.



Finish adding the circles. Color every other center circle.



Add color. Leave the smaller circle white in every other one.



Add a contrasting color in the white areas.

www.expressivemonkey.com


Bulging Heart



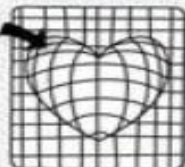
Draw a large heart.




Add horizontal lines that curve up inside the heart.



Add a straight vertical line down the middle of the heart. Curve lines to the right.



Add vertical lines to the left of the middle line. Curve lines to the left in the heart.



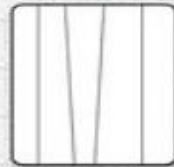
Add black shapes in the background in a checkered pattern.




Add black shapes in the background in a checkered pattern opposite of the heart.

© Expressive Monkey 2015

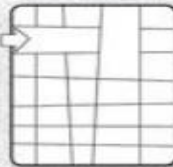
Optical Weaving



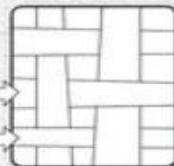
Make 4 vertical lines. They don't need to be perfect.




Add 6 horizontal lines.



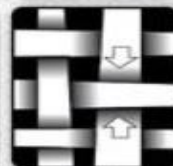
Cross so that the top 2 lines look like they are going over then under the vertical lines.



Continue the over under pattern for the bottom lines.



Color in the squares between the weaving.

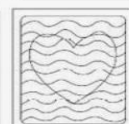
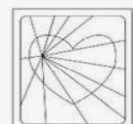
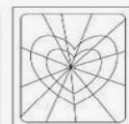
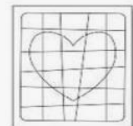
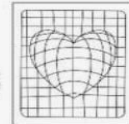


Add shading before and after going under.

www.expressivemonkey.com



OP ART HEARTS COLORING PAGES



© Expressive Monkey 2015

